



Items to check before you send your 1637 analyser back to Novatech.

The common causes for unnecessary returns are: -

- 1) The hypodermic needle is blocked.  
Solution: Replace or clear the hypodermic needle using 0.8mm diameter (21 SWG) wire.



- 2) The filter is blocked.  
Solution: Replace the filter




- 3) The filter has been pushed onto the Luhr fitting on the sample line too hard causing it to split allowing ambient air to dilute the sampled gas.  
Solution: Replace the filter



- 4) The sample line is blocked.  
Solution: Clear or replace the sample line



- 5) The Teflon ferrule on the sample line is damaged or missing.  
Solution: Fit a new ferrule



- 6) The sample line is leaking.  
Solution: Check that the fitting connecting the sample line to the bulkhead connector on the analyser has been properly tightened. The sample line may have been punctured by a sharp object; replace the sample line.



- 7) The internal pump has failed.  
Solution: Replace the sample pump

